

Antibiotic resistance pattern of *Acinetobacter baumannii* from burns patients: increase in prevalence of $bla_{\text{OXA-24-like}}$ and $bla_{\text{OXA-58-like}}$ genes

Niloofer Tafreshi, Laleh Babaekhou*, Maryam Ghane

Department of Biology, Islamshahr Branch, Islamic Azad University, Islamshahr, Iran

Received: August 2018, Accepted: September 2019

ABSTRACT

Background and Objectives: Notwithstanding the increased prevalence of *Acinetobacter baumannii* drug-resistant isolates, treatment options are progressively limiting. This study aims to provide a recent report on antibiotic susceptibility in burn wound isolates of *A. baumannii*, and the importance of OXA beta-lactamases in carbapenem resistance.

Materials and Methods: The susceptibility levels to different antimicrobial categories were determined among 84 *A. baumannii* isolates from burn wound infection between 2016 and 2018. Multiplex PCR was used to detect OXA beta-lactamases genes, including $bla_{\text{OXA-51}}$, $bla_{\text{OXA-23}}$, $bla_{\text{OXA-24}}$ and $bla_{\text{OXA-58}}$. IS*Aba-1* association with $bla_{\text{OXA-51}}$, $bla_{\text{OXA-23}}$ and $bla_{\text{OXA-58}}$ was detected by PCR mapping.

Results: All the isolates were determined as multidrug-resistant (MDR) and 69% as extensively drug-resistant (XDR). Different carbapenems MIC ranges (MIC₅₀ and MIC₉₀) were observed among the isolates harboring $bla_{\text{OXA-like}}$ genes and isolates with the OXA-24-like enzyme showed higher carbapenems MIC ranges. The prevalence of $bla_{\text{OXA-51-like}}$, $bla_{\text{OXA-23-like}}$, $bla_{\text{OXA-24-like}}$ and $bla_{\text{OXA-58-like}}$ were 100%, 53.57%, 41.66% and 30.95%, respectively. IS*Aba-1* insertion sequence was found to be upstream to $bla_{\text{OXA-23-like}}$ and $bla_{\text{OXA-58-like}}$ genes in 23 out of 45 (71.1%) $bla_{\text{OXA-23-like}}$ -positive and 4 out of 23 (15.3) $bla_{\text{OXA-58-like}}$ -positive isolates, respectively.

Conclusion: Resistance to carbapenems as the last resort for treatment of *A. baumannii* infections is growing. This study, for the first time in Iran, has observed the increased frequency of $bla_{\text{OXA-24-like}}$ and $bla_{\text{OXA-58-like}}$ genes and found an association between IS*Aba-1* and $bla_{\text{OXA-58-like}}$ gene, which signifies the possible risk of increased diversity in OXA beta-lactamases and growth in carbapenem resistance.

Keywords: *Acinetobacter baumannii*; Antibiotic susceptibility; Carbapenem; OXA beta-lactamases

INTRODUCTION

Acinetobacter baumannii, a ubiquitous and opportunistic Gram-negative pathogen, have shown insusceptibility to a wide range of antimicrobial agents,

including β -lactamases, which are frequently used in clinical operations (1). Based on the molecular structure, beta-lactamases are subcategorized into four major classes, including A, B, C and D. Classes A to C are both chromosomally encoded and plasmid-encoded enzymes (2). Class D beta-lactamases, known as oxacillinases enzymes or OXA beta-lactamases, are relatively scarce and are identifiable only as plasmid-encoded beta-lactamases. These enzymes have a substrate profile limited to penicillin and oxacillin, though some of them confer resistance to cephalosporins. After considering by Bush et al. (3), the

*Corresponding author: Laleh Babaekhou, PhD, Department of Biology, Islamshahr Branch, Islamic Azad University, Islamshahr, Iran.

Tel: +98-21-56358105-7

Fax: +98-21-56356176

Email: babaekhou@iiu.ac.ir

substrate profile of OXA beta-lactamases were designated as 2d, which OXA-1 to OXA-11 are representative enzymes of this class. Carbapenem-hydrolyzing class D beta-lactamases (CHDLs) are a subgroup of class D beta-lactamases that hydrolyze carbapenem antibiotics and have multidrug-resistant to *A. baumannii*.

An increased number of carbapenem-resistant *A. baumannii* isolates harboring bla_{OXA-23} , bla_{OXA-24} (also named bla_{OXA-40}), and bla_{OXA-58} genes have been reported since the 1980s of the last century (3, 4). It is also found that some intrinsic chromosomally encoded OXA-51-like enzymes can mediate resistance to carbapenems when their gene expression is promoted by the environment or mobile genetic elements (5, 6). OXA-23-like enzymes are pinpointed worldwide and are the most widespread OXA-like enzyme in *A. baumannii* (7). In Iran, bla_{OXA-23} , as the most, and bla_{OXA-24} , as the less, frequent CHDL-encoding genes are far been reported (8, 9, 10), and evidence has revealed that the bla_{OXA-58} gene distribution in Iran and the neighboring countries is less than other CHDL-encoding genes (9-15).

Expression and transformation of the OXA genes could be facilitated by insertion sequences (ISs) such as *ISAbal-1*, *ISAbal-4*, and *ISAbal-25*, which encode the transposases upstream of bla_{OXA} genes and provide an effective promoter for the gene (16). *ISAbal-1*, from IS4 family, has been found to be the upstream of bla_{OXA-51} , bla_{OXA-23} and bla_{OXA-58} genes in *Acinetobacter* species (17, 18). It is well documented that resistance to carbapenems mediated by $bla_{OXA-like}$ genes can be regulated by the upstream presence of *ISAbal-1* sequence (12, 13, 18). Only a very limited studies in Iran have studied the association of the bla_{OXA-51} and bla_{OXA-23} genes with *ISAbal-1* (19, 20), and there is no report on the *ISAbal-1* up-regulation of bla_{OXA-58} gene.

The emergence of carbapenem resistance mediated by OXA enzymes in *A. baumannii* has demoted the clinical efficacy of this antibiotic, and few studies have unveiled the impact of these enzymes. Hence, the present study was aimed to evaluate the recent antibiotic susceptibility pattern of carbapenem in *A. baumannii* isolates recovered from burn wound infections at a general hospital of Tehran, Iran. This study also verified the presence of $bla_{OXA-23-like}$, $bla_{OXA-24-like}$ and $bla_{OXA-58-like}$ genes and investigated their association with *ISAbal-1*.

MATERIALS AND METHODS

Bacterial isolates. The study included a total of 84 non-repetitive strains of *A. baumannii* isolated from patients with burn wounds in a general hospital of Tehran from 2016 to 2018. The enrolled population was adult patients, of both male and female genders. All patients had serious wound infections that developed to sepsis, uroinfection or pneumonia. The strains were identified by standard microbiological and biochemical techniques (21) and by PCR detection of the intrinsic carbapenemase gene $bla_{OXA-51-like}$ (22).

Ethical issues. This study was conducted following the approved institutional guidelines of the Islamic Azad Medical University in Tehran (Code: IR.IAU.TMU.REC.1396.279) and volunteer's data were anonymized before analysis.

Antibiotic susceptibility test. Minimal inhibitory concentrations (MICs) for 15 antibiotics were determined by the broth microdilution method according to the Clinical and Laboratory Standards Institute (CLSI) (23) and *Escherichia coli* ATCC 25922 and *Pseudomonas aeruginosa* ATCC 27853 strains were used as references. Initial concentration of antibiotics (AppliChem, Germany) for MIC determination was (256 µg/ml). Antibiotics were selected based on antimicrobial categories proposed by Magiorakos et al. (24) as follows; gentamicin, amikacin, ceftriaxone, cefepime, ciprofloxacin, levofloxacin, ceftazidime, imipenem, meropenem, ploymyxin B, colistin, ampicillin, tetracycline, tigecycline, aztreoam. In this study MDR (multidrug-resistant) was defined as acquired non-susceptibility to at least one agent in three or more antimicrobial categories, XDR (extensively drug-resistant) was defined as non-susceptibility to at least one agent in all but two or fewer antimicrobial categories (i.e. bacterial isolates remain susceptible to only one or two categories) and PDR (pandrug-resistant) was defined as non-susceptibility to all agents in all antimicrobial categories (24).

$bla_{OXA-like}$ genes detection. Genomic DNA was extracted using the DNA isolation kit (MBST, Iran) as recommended by the manufacturer. Detection of the intrinsic carbapenemase encoding gene $bla_{OXA-51-like}$ and three other OXA-carbapenemase genes including $bla_{OXA-23-like}$, $bla_{OXA-24-like}$ and $bla_{OXA-58-like}$ was

carried out by multiplex PCR using primers listed in Table 1 (22, 25).

The PCR reaction (25 µl) contained 3-5 µl of template DNA, 2.5 µl of 10× PCR buffer, 0.75 µl of 50 mM MgCl₂, 0.5 µl of 10 mM dNTPs, 0.25 µl of 5 U/µl of Taq DNA polymerase, and 25 pmol of each primers. Primers used and annealing temperatures are given in Table 1. The PCR carried out in a thermocycler (Techne TC512, England) under the following conditions: initial denaturation at 94°C for 5 min followed by denaturation at 94°C for 1 min, annealing at 58°C for 1 min and extension at 72°C for 1 min (30 cycles), and a final extension at 72°C for 7 min. Identified isolates *A. baumannii* (harboring *bla*_{OXA-like} genes), previously reported by Feizabadi et al. (8), were used as positive controls for studied genes. The PCR products were analyzed by electrophoresis on 1.5% agarose gel (Sigma- Aldrich, Germany) containing ethidium bromide (0.5 µg/ml).

ISAbal-1 insertion gene detection. The genetic association between ISAbal sequence and *bla*_{OXA-51-like}, *bla*_{OXA-23-like} and *bla*_{OXA-58-like} genes was investigated by PCR mapping using ISAbal-1 forward (10) and *bla* genes reverse primers (22, 25) (Table 1). The PCR carried out as the *bla*_{OXA-like} multiplex PCR, except that 20 pmol of each primer were used in PCR mixture, and an annealing temperature of 60°C for 45s and extension at 72°C for 3 min was used for 35 cycles of reaction. PCR products were sequenced in the

absence of positive controls.

RESULTS

Antibiotic susceptibility. High percentage of *A. baumannii* isolates were resistant to tetracycline, ciprofloxacin, and levofloxacin, while polymyxin B and colistin were the most effective antibiotics. The results also showed a noticeable resistance rate to cephalosporins and tigecycline. The total antibiotic resistance results are presented in Fig. 1. According to the epidemiological definition, all 84 isolates (100%) were grouped as MDR, whereas 58 isolates (69%) were considered as XDR and none of the isolates were grouped as PDR. Different carbapenems MIC ranges (MIC₅₀ and MIC₉₀) were observed in the isolates harboring *bla*_{OXA-like} genes. Among them, isolates with the OXA-24-like enzyme showed higher carbapenems MIC ranges (Table 2).

Distribution of *bla*_{OXA-like} genes. Multiple PCR reactions by *bla*_{OXA-like} specific primers produced DNA fragments of 353, 1065, 246 and 599 bp, from *bla*_{OXA-51-like}, *bla*_{OXA-23-like}, *bla*_{OXA-24-like} and *bla*_{OXA-58-like} genes respectively (Fig. 2). The prevalence of *bla*_{OXA-51-like}, *bla*_{OXA-23-like}, *bla*_{OXA-24-like} and *bla*_{OXA-58-like} were 100%, 53.57%, 41.67% and 30.95%, respectively. The co-existence of *bla*_{OXA-51}, *bla*_{OXA-23} and *bla*_{OXA-24} was observed in 3.57% (3/84) of isolates.

Table 1. Sequence of the primers used in this study.

Target	Primer	Sequence (5' to 3')	Amplicon Size (bp)	Annealing Temperature (°C)	Reference
<i>bla</i> _{OXA-51-like}	OXA-51-F	TAATGCTTTGATCGGCCTTG	353	58	22
	OXA-51-R	TGGATTGCACTTCATCTTGG			
<i>bla</i> _{OXA-23-like}	OXA-23-F	GATGTGTCATAGTATTCGTCG	1065	58	25
	OXA-23-R	TCACAACAATAAAAGCACTG			
<i>bla</i> _{OXA-24-like}	OXA-24-F	GGTTAGTTGGCCCCCTTAAA	246	58	22
	OXA-24-R	AGTTGAGCGAAAAGGGGATT			
<i>bla</i> _{OXA-58-like}	OXA-58-F	AAGTATTGGGGCTTGTGCTG	599	58	22
	OXA-58-R	CCCCTCTGCGCTCTACATAC			
ISAbal- <i>bla</i> _{OXA-51-like}	ISAbal-1-F	CACGAATGCAGAAGTTG	1200	60	17, 22
	OXA-51-R	TGGATTGCACTTCATCTTGG			
ISAbal- <i>bla</i> _{OXA-23-like}	ISAbal-1-F	CACGAATGCAGAAGTTG	1600	60	17, 25
	OXA-23-R	TCACAACAATAAAAGCACTG			
ISAbal- <i>bla</i> _{OXA-58-like}	ISAbal-1-F	CACGAATGCAGAAGTTG	1259	60	17, 22
	OXA-58-R	CCCCTCTGCGCTCTACATAC			

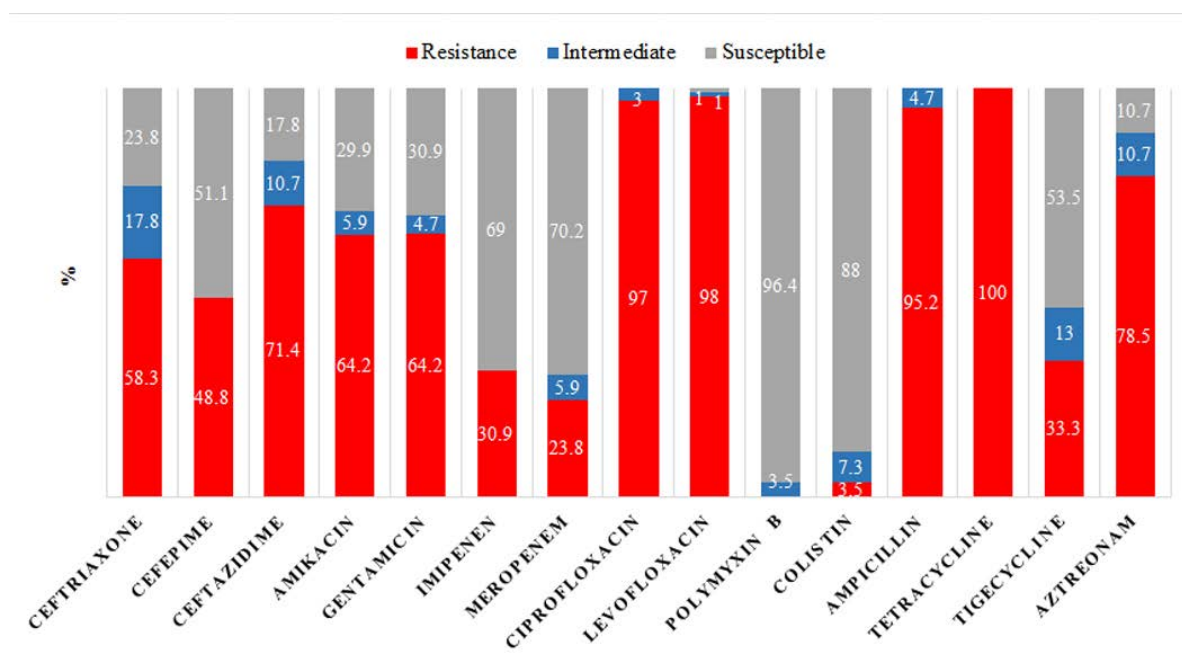


Fig. 1. Susceptibility profile in 84 burn wound *A. baumannii* isolates

Table 2. MIC values ($\mu\text{g/ml}$) for imipenem and meropenem in studied *A. baumannii* isolates harboring $bla_{\text{OXA-like}}$ genes.

Gene	Number	MIC ₅₀		MIC ₉₀		MIC range	
		IM	MEM	IM	MEM	IM	MEM
$bla_{\text{OXA-23}}$	45	0.5	0.5	16	8	0.062-32	0.032-32
IS <i>Aba-1</i> –upstream $bla_{\text{OXA-23}}$	32 out of 45	4	2	16	8	0.062-32	0.032-32
$bla_{\text{OXA-24}}$	35	1	1	32	16	0.032-32	0.032-16
$bla_{\text{OXA-58}}$	26	1	0.5	16	16	0.062-32	0.032-32
$bla_{\text{OXA-23}}$ only	23	0.5	0.25	2	4	0.062-16	0.032-8
$bla_{\text{OXA-24}}$ only	23	0.5	0.5	32	16	0.032-16	0.032-16

Notes: Breakpoints of IM and MEM, MIC ≤ 2 $\mu\text{g/ml}$: sensitive; MIC =4 $\mu\text{g/ml}$: intermediate; MIC ≥ 8 $\mu\text{g/ml}$: resistant (CLSI, 2017).

IM: Imipenem, MEM: Meropenem

Co-existence of $bla_{\text{OXA-51}}$, $bla_{\text{OXA-23}}$, $bla_{\text{OXA-58}}$ and $bla_{\text{OXA-51}}$, $bla_{\text{OXA-24}}$, $bla_{\text{OXA-58}}$ was seen in 20.23% (17/84) and 10.7% (9/84) of isolates respectively. There was an isolate (1.19%) that carried all four genes. Six isolates from 84 (7.14%) carried only the $bla_{\text{OXA-51}}$ gene. The distribution of bla_{OXA} -types among carbapenem-resistant *A. baumannii* isolates is shown in Table 3.

IS*Aba-1* element association. Among carbapenem-resistant isolates with only $bla_{\text{OXA-51-like}}$, 4 isolates

yielded a band of 1200 bp in a PCR reaction using IS*Aba-1* forward primer and the $bla_{\text{OXA-51-like}}$ reverse primer (Fig. 3). Isolates with positive PCR products for $bla_{\text{OXA-23-like}}$ and $bla_{\text{OXA-58-like}}$ genes showed a band of 1600 and 1259 bp respectively in PCR reactions using forward primer for IS*Aba-1* and the reverse primers for $bla_{\text{OXA-51-like}}$ and $bla_{\text{OXA-58-like}}$ genes (Fig. 3). The IS*Aba-1* element was found upstream $bla_{\text{OXA-23-like}}$ and $bla_{\text{OXA-58-like}}$ genes in 32 out of 45 (71.11%) and 4 out of 26 (15.38%) *A. baumannii* isolates respectively. IS*Aba-1* insertion sequence pres-

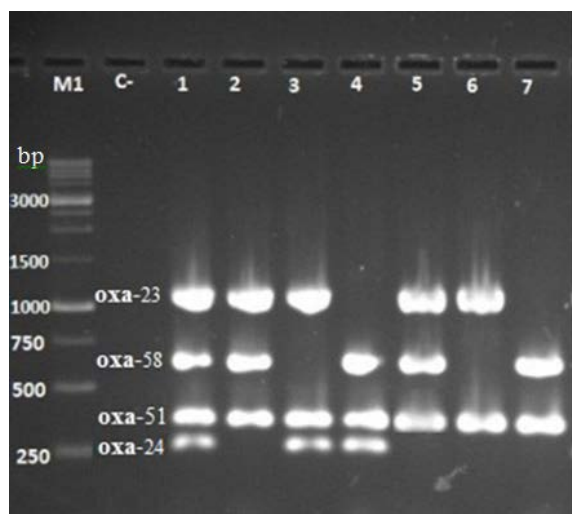


Fig. 2. Detection of *bla*_{OXA-like} genes from *A. baumannii* isolates by multiplex PCR amplification. Lanes 1 to 7: isolates harboring *bla*_{OXA-like} genes. Lane C-: no chromosomal DNA (negative control). Lane M1: 1-kb DNA ladder (SINACLON, Iran).

ence among 28 carbapenem-resistant is shown in Table 3.

DISCUSSION

The present study showed a remarkable resistance of *A. baumannii* isolates to the tested antibiotics. The significance of these results becomes greater when using third and fourth-generation antibiotics, such as cephalosporins and carbapenems, for the treatment of *A. baumannii* infections. Almost all the isolates studied here indicated susceptibility to polymyxin B and colistin and similar result to that obtained by several numbers of previous studies conducted in Iran (26, 9, 27, 28). Our study found the susceptibility of 56 out of 58 XDR *A. baumannii* isolates to polymyxin B, meaning that polymyxin B has ability to re-emerge in medical practice for the treatment of infections caused by MDR and XDR *A. baumannii* strains. In a clinical study, it has been suggested that polymyxin B alone or in combination with other antibiotics can decrease the overall mortality and also can remove bacteria from patients. However, further investigations on the pharmacokinetics, pharmacodynamics, and toxicodynamics of polymyxin B are needed to find the appropriate

Table 3. *bla*_{OXA-like} genes and IS*Aba-I* insertion sequence distribution among imipenem and/or meropenem resistant *A. baumannii* isolates (n=28).

Isolates*	<i>bla</i> _{OXA-like} gene				IS <i>Aba-I</i> upstream
	51	23	24	58	
1					
3	+	-	+	+	
4	+	-	+	-	
5	+	+	-	+	<i>bla</i> _{OXA-23}
6	+	+	-	-	<i>bla</i> _{OXA-23}
10	+	-	+	-	
14	+	+	-	-	<i>bla</i> _{OXA-23}
21	+	+	-	+	<i>bla</i> _{OXA-23}
25	+	-	+	-	
32	+	+	-	-	<i>bla</i> _{OXA-23}
33	+	-	+	-	
50	+	-	-	-	<i>bla</i> _{OXA-51}
53	+	+	-	+	<i>bla</i> _{OXA-23}
59	+	+	-	-	<i>bla</i> _{OXA-23}
65	+	+	-	-	<i>bla</i> _{OXA-23}
73	+	-	+	+	
74	+	-	+	-	
75	+	-	+	-	
76	+	+	-	+	<i>bla</i> _{OXA-23}
78	+	+	-	-	<i>bla</i> _{OXA-23}
79	+	+	-	+	<i>bla</i> _{OXA-23}
85	+	-	-	-	
90	+	-	+	-	
91	+	-	+	-	
92	+	-	+	-	
93	+	+	+	-	<i>bla</i> _{OXA-23}
97	+	+	-	-	<i>bla</i> _{OXA-23}
100	+	-	+	-	
	+	-	-	+	

*Isolate numbering is not under the total number of studied isolates

doses of the drug (29). Aztreonam, a superior antibiotic to ceftazidime and more stable than carbapenemases (30), was tested in this study and indicated a high prevalence of resistance. The result is comparable with those of other studies (9, 26) and suggest to eliminate aztreonam from the list of therapeutic solutions for *A. baumannii* infections control.

The carbapenem-resistant isolates in the present work could be attributed to the frequent use of carbapenems, especially after explosive dissemi-

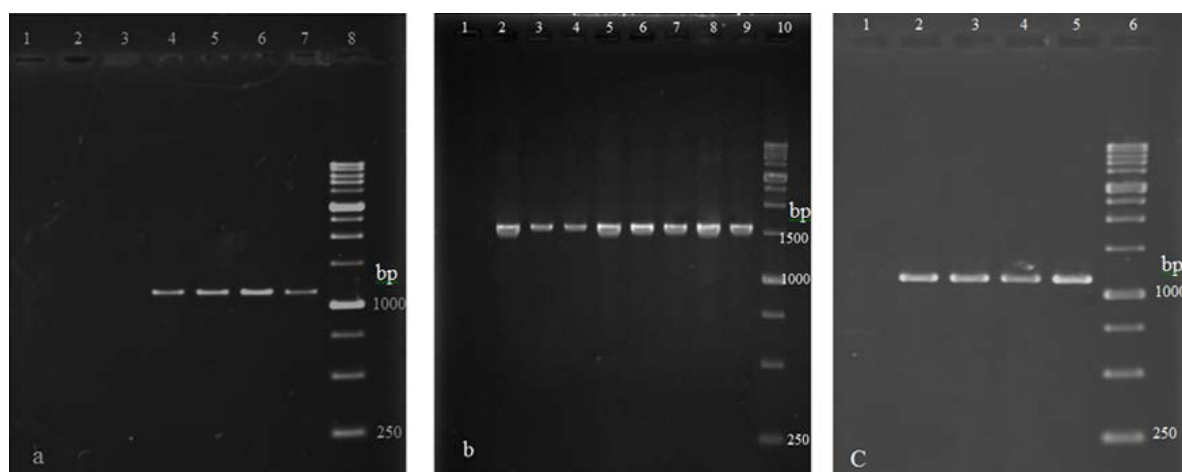


Fig 3. PCR products obtained using the *ISAbal-1* forward primer (*ISAbal-1F*) and *bla*_{OXA-like} gene reverse primers. (a) Carbapenem-resistant isolates carrying only *bla*_{OXA-51-like} after amplification with the *ISAbal-1F* and OXA-51-R primer pair. Lane 1: no chromosomal DNA (negative control). Lanes 2 and 3: DNA of isolates failed to give a band. Lanes 4-7: DNA of isolates with *ISAbal-1* upstream of *bla*_{OXA-51-like} gene with the 1200-bp PCR product. Lane 8: 1-kb DNA ladder. (b) Lane 1: no chromosomal DNA (negative control). Lanes 2-9: DNA of isolates with *ISAbal-1* upstream *bla*_{OXA-23-like} gene with the 1600-bp PCR product. Lane 10: 1-kb DNA ladder. (c) Lane 1: no chromosomal DNA (negative control). Lanes 2-5: DNA of isolates with *ISAbal-1* upstream of *bla*_{OXA-58-like} gene with the 1259-bp PCR product. Lane 6: 1-kb DNA ladder.

nation of ESBLs and CTX-M pandemic. Besides, this behavior may arise from multiple mechanisms of carbapenem resistance in *A. baumannii* and dissemination of carbapenemases by the acquisition of plasmid/chromosome-mediated resistance genes (4). It is noteworthy to say that, all imipenem- and meropenem-resistant *A. baumannii* strains of this study were identified as MDR and XDR.

To assay OXA beta-lactamases as a carbapenem resistance mechanism, the isolates were screened for the most prevalent *bla*_{OXA} genes, including *bla*_{OXA-23-like}, *bla*_{OXA-24-like} and *bla*_{OXA-58-like} (4). The products of these genes are consistently associated with resistance or at least reduced susceptibility to carbapenems (4). The isolates were also screened for *bla*_{OXA-51-like}, a prevalent and an intrinsic gene in *A. baumannii* species with the chromosomal origin that has a relatively weak ability to hydrolyze carbapenems (4, 5). *bla*_{OXA-like} genes are candidates for *ISAbal-1* acquisition, which is commonly associated with the expression of CHDL-encoding genes in *A. baumannii* and can contribute to carbapenemase genes spread among *Acinetobacter* species (4, 16). To survey this, the association of *ISAbal-1* with *bla*_{OXA-51-like} (in *bla*_{OXA-23-like}⁻, *bla*_{OXA-24-like}⁻ and *bla*_{OXA-58-like}⁻ negative isolates), *bla*_{OXA-23-like} and

*bla*_{OXA-58-like} genes were also investigated in our isolates.

The *bla*_{OXA-23-like} gene distribution frequency among all the studied *A. baumannii* isolates was the most, which coordinates with other studies in different regions of Iran and some neighboring countries (9-15, 19, 20, 28, 31). There were increased MIC values for imipenem and meropenem in *A. baumannii* isolates harboring *bla*_{OXA-23} gene, especially in ones with upstream *ISAbal-1* element (Table 2). Meanwhile, from 13 carbapenem-resistant *A. baumannii* harboring *bla*_{OXA-23-like} all but one showed upstream *ISAbal-1* element, (Table 3). These observations emphasize the *bla*_{OXA-23-like} gene role and its up-regulation by *ISAbal-1* element as a major mechanism for carbapenem resistance phenotype.

OXA-24-like carbapenemase is widely disseminated, but its prevalence is less than OXA-23-like (16). OXA-24-like frequency among *A. baumannii* isolates has formerly been reported in Iran and some neighboring countries. Having looked at previous studies, we found that over time, *bla*_{OXA-24-like} gene distribution has increased (9-15, 19, 20, 28, 31). In the present study, the spread of the *bla*_{OXA-24-like} gene (41.66%) was noticeably higher than the rates reported previously (9-15, 19, 20, 28, 31). A possible

explanation for such elevation could be the cephalosporin antibiotics overuse, especially because almost all the *A. baumannii* isolates harboring *bla*_{OXA-24-like} genes were resistant to ceftriaxone, cefepime, and ciprofloxacin. According to the results summarized in Table 2, *A. baumannii* isolates harboring the *bla*_{OXA-24-like} gene showed higher MIC values than those with *bla*_{OXA-23-like}. This evidence reflects the higher contribution of the *bla*_{OXA-24-like} gene in carbapenem resistance than *bla*_{OXA-23-like}, which is in accordance with a recent study (32).

*bla*_{OXA-58-like} gene was identified in 30.95% of the studied isolates, which was remarkably higher than other reports in Iran (9-11, 20, 28) and neighboring countries (12-15, 31). Association of IS*Aba-1* gene with the *bla*_{OXA-58-like} in *A. baumannii* isolates of the present study, which was observed for the first time in Iran, is a justification for its growth in dissemination and suggests the possibility of wider dissemination of *bla*_{OXA-58-like} gene.

In this study, from 28 carbapenem-resistant *A. baumannii* isolates, 27 harbored *bla*_{OXA-23-like} and/or *bla*_{OXA-24-like} and/or *bla*_{OXA-58-like} genes which signifies the responsibility of these genes in carbapenem resistance. However, examining the higher number of carbapenem-resistant *A. baumannii* isolates could assist to come to a stronger conclusion regarding the importance of OXA β-lactamases in carbapenem resistance.

In conclusion, the high frequency of MDR and XDR *A. baumannii* strains, in the present study, represents the wide dissemination of antibiotic-resistant *A. baumannii* strains in the healthcare centers of Iran and only polymyxin B, colistin, imipenem, and meropenem can be considered as effective drugs for the treatment of *A. baumannii* infection. This problem can be managed by Iran's annual reports on drug resistance to the World Health Organization (WHO) and Central Asian and Eastern European Surveillance of Antimicrobial Resistance (CAESAR). Our results provided evidence for higher prevalence of *bla*_{OXA-24-like} and *bla*_{OXA-58-like} genes than past and the association of the *bla*_{OXA-58-like} gene with the IS*Aba-1* insertion sequence can speculate a shift in *bla*_{OXA-like} genes distribution in Iran. More studies are required to strengthen the proposed hypothesis. As carbapenems are not as toxic as colistin, it is essential to preserve their efficacy for clinical success against *A. baumannii*. This goal may achieve by accurate monitoring of resistance mechanisms to carbapenems.

REFERENCES

1. Wieland K, Chhatwal P, Vonberg RP. Nosocomial outbreaks caused by *Acinetobacter baumannii* and *Pseudomonas aeruginosa*: Results of a systematic review. *Am J Infect Control* 2018; 46:643-648.
2. Gutkind GO, Di Conza J, Power P, Radice M. β-Lactamase-mediated resistance: a biochemical, epidemiological and genetic overview. *Curr Pharm Des* 2013; 19:164-208.
3. Bush K, Jacoby GA. Updated functional classification of β-lactamases. *Antimicrob Agents Chemother* 2010; 54: 969-976.
4. Poirel L, Nordmann P. Carbapenem resistance in *Acinetobacter baumannii*: mechanisms and epidemiology. *Clin Microbiol Infect* 2006; 12: 826-836.
5. Turton JF, Woodford N, Glover J, Yarde S, Kaufmann ME, Pitt TL. Identification of *Acinetobacter baumannii* by detection of the *bla*_{OXA-51-like} carbapenemase gene intrinsic to this species. *J Clin Microbiol* 2006; 44: 2974-2976.
6. Figueiredo S, Poirel L, Papa A, Koulourida V, Nordmann P. Overexpression of the naturally occurring *bla*_{OXA-51} gene in *Acinetobacter baumannii* mediated by novel insertion sequence IS*Aba9*. *Antimicrob Agents Chemother* 2009; 53: 4045-4047.
7. Mugnier PD, Poirel L, Naas T, Nordmann P. World wide dissemination of the *bla*_{OXA-23} carbapenemase gene of *Acinetobacter baumannii*. *Emerg Infect Dis* 2010; 16: 35-40.
8. Feizabadi MM, Fathollahzadeh B, Taherikalani M, Rasoolinejad M, Sadeghifard N, Aligholi M, et al. Antimicrobial susceptibility patterns and distribution of *bla*_{OXA} genes among *Acinetobacter* spp. Isolated from patients at Tehran hospitals. *Jpn J Infect Dis* 2008; 61: 274-278.
9. Kooti S, Motamedifar M, Sarvari J. Antibiotic resistance profile and distribution of oxacillinase genes among clinical isolates of *Acinetobacter baumannii* in Shiraz teaching hospitals, 2012-2013. *Jundishapur J Microbiol* 2015; 8(8):e20215.
10. Rezaei A, Fazeli H, Moghadampour M, Halaji M, Faghri J. Determination of antibiotic resistance pattern and prevalence of OXA-type carbapenemases among *Acinetobacter baumannii* clinical isolates from inpatients in Isfahan, central Iran. *Infez Med* 2018; 26: 61-66.
11. Taherikalani M, Fatollahzadeh B, Emameini M, Soroush S, Feizabadi MM. Distribution of different carbapenem resistant clones of *Acinetobacter baumannii* in Tehran hospitals. *New Microbiol* 2009; 32: 265-271.
12. Ganjo Aryann R, Maghdid Delshad M, Mansoor Isam Y, Kok Dik J, Severin Juliette A, Verbrugh Henri A, et al. OXA-carbapenemases present in cClinical *Acineto-*

- bacter baumannii-calcoaceticus* complex isolates from patients in Kurdistan region, Iraq. *Microb Drug Resist* 2016; 22: 627-637.
13. Hasan B, Perveen K, Olsen B, Zahra R. Emergence of carbapenem-resistant *Acinetobacter baumannii* in hospitals in Pakistan. *J Med Microbiol* 2014; 63: 50-55.
 14. Zanganeh Z, Eftekhari F. Correlation of oxacillinase gene carriage with the genetic fingerprints of imipenem-resistant clinical isolates of *Acinetobacter baumannii*. *Jundishapur J Microbiol* 2015; 8(9): e26545.
 15. Ahmed SS, Alp E, Ulu-Kilic A, Dinc G, Aktas Z, Ada B, et al. Spread of carbapenem-resistant international clones of *Acinetobacter baumannii* in Turkey and Azerbaijan: a collaborative study. *Eur J Clin Microbiol Infect Dis* 2016; 35: 1463-1468.
 16. Poirel L, Naas T, Nordmann P. Diversity, epidemiology, and genetics of class D beta-lactamases. *Antimicrob Agents Chemother* 2010; 54: 24-38.
 17. Segal H, Garny S, Elisha BG. Is IS*Aba-1* customized for *Acinetobacter*? *FEMS Microbiol Lett* 2005; 243: 425-429.
 18. Turton JF1, Ward ME, Woodford N, Kaufmann ME, Pike R, Livermore DM, et al. The role of IS*Aba1* in expression of OXA carbapenemase genes in *Acinetobacter baumannii*. *FEMS Microbiol Lett* 2006; 258: 72-77.
 19. Peymani A, Higgins PG, Nahaei MR, Farajnia S, Seifert H. Characterisation and clonal dissemination of OXA-23-producing *Acinetobacter baumannii* in Tabriz, northwest Iran. *Int J Antimicrob Agents* 2012; 39: 526-528.
 20. Farshadzadeh Z, Hashemi FB, Rahimi S, Pourakbari B, Esmaili D, Haghighi MA, et al. Wide distribution of carbapenem resistant *Acinetobacter baumannii* in burns patients in Iran. *Front Microbiol* 2015; 6: 1146.
 21. Forbes, B.A., Sahn, D.F. and Weissfeld, A. Bailey and Scott's Diagnostic Microbiology. 12th Edition, Mosby Elsevier, St Louis, Missouri; 2007. 334-339.
 22. Woodford N, Ellington MJ, Coelho JM, Turton JF, Ward ME, Brown S, et al. Multiplex PCR for genes encoding prevalent OXA carbapenemases in *Acinetobacter* spp. *Int J Antimicrob Agents* 2006; 27: 351-353.
 23. Clinical and Laboratory Standards. Institute Performance Standards for Antimicrobial Susceptibility Testing; Twenty-Fourth Informational Supplement 2017; M100-S27.CLSI.
 24. Magiorakos AP, Srinivasan A, Carey R, Carmeli Y, Falagas M, Giske C, et al. Multidrug-resistant, extensively drug-resistant and pandrug-resistant bacteria: an international expert proposal for interim standard definitions for acquired resistance. *Clin Microbiol Infect* 2012; 18: 268-281.
 25. Afzal-Shah M, Woodford N, Livermore DM. Characterization of OXA-25, OXA-26, and OXA-27, molecular class D β -lactamases associated with carbapenem resistance in clinical isolates of *Acinetobacter baumannii*. *Antimicrob Agents Chemother* 2001; 45: 583-588.
 26. Karmostaji A, Peerayeh SN, Salmanian AH. Distribution of OXA-type class D β -lactamase genes among nosocomial multi drug resistant *Acinetobacter baumannii* isolated in Tehran hospitals. *Jundishapur J Microbiol* 2013; 6(5): e8219.
 27. Shoja S, Moosavian M, Peymani A, Tabatabaiefar MA, Rostami S, Ebrahimi N. Genotyping of carbapenem resistant *Acinetobacter baumannii* isolated from tracheal tube discharge of hospitalized patients in intensive care units, Ahvaz, Iran. *Iran J Microbiol* 2013; 5: 315-322.
 28. Bagheri Josheghani S, Moniri R, Firoozeh F, Sehat M, Dasteh Goli Y. Susceptibility pattern and distribution of oxacillinases and *bla*_{PER-1} genes among multidrug resistant *Acinetobacter baumannii* in a teaching hospital in Iran. *J Pathog* 2015; 2015: 957259.
 29. Zavascki AP, Goldani LZ, Li J, Nation RL. Polymyxin B for the treatment of multidrug-resistant pathogens: a critical review. *J Antimicrob Chemother* 2007; 60: 1206-1215.
 30. Livermore DM, Mushtaq S, Warner M, Zhang J, Maharjan S, Doumith M, et al. Activities of NXL104 combinations with ceftazidime and aztreonam against carbapenemase-producing *Enterobacteriaceae*. *Antimicrob Agents Chemother* 2011; 55: 390-394.
 31. Zowawi HM, Sartor AL, Sidjabat HE, Balkhy HH, Walsh TR, Al Johani SM, et al. Molecular epidemiology of carbapenem-resistant *Acinetobacter baumannii* isolates in the gulf cooperation Council States: Dominance of OXA-23-type producers. *J Clin Microbiol* 2015; 53: 896-903.
 32. Wang TH, Leu YS, Wang NY, Liu CP, Yan TR. Prevalence of different carbapenemase genes among carbapenem-resistant *Acinetobacter baumannii* blood isolates in Taiwan. *Antimicrob Resist Infect Control* 2018; 7:123.